

REV.	DESCRIPTION	DRAWN	CHECKED	APPROVED
A	NEW RELEASE	LJH 09/24/05'	~	LJC 09/24/05'
B	ADD 50pin drawing	LJC 02/10/07'	~	LJC 06/16/07'
C	ADD BR TYPE	YCH 07/10/07'	~	

1	2	3	4	5	6	7	8
---	---	---	---	---	---	---	---

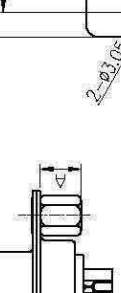
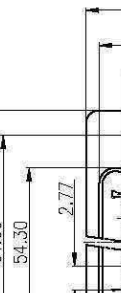
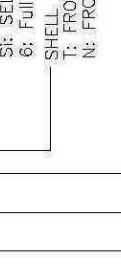
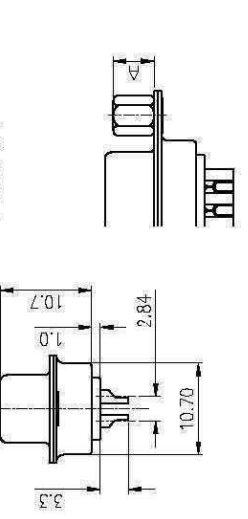
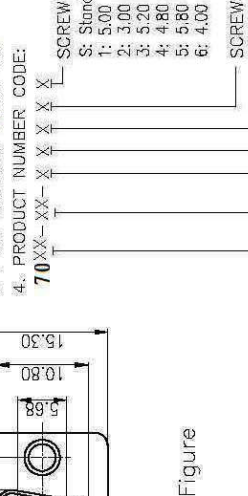
NOTES:

- ELECTRICAL CHARACTERISTICS:  
 1.1 CONTACT RESISTANCE: 20mΩ Max. INITIAL.  
 1.2 DIELECTRIC WITHSTANDING VOLTAGE: 500V AC(rms) FOR 1 MINUTE.  
 1.3 INSULATION RESISTANCE: 1000MΩ Min.  
 2. ENVIRONMENT CHARACTERISTICS:  
 TEMPERATURE RANGE: -45°C~+105°C.
- PART NUMBER: **70XX-XX**
- PRODUCT NUMBER CODE:  
**70XX-XX-X X X X X X X X**  
 S: SCREW DIM. A  
 S: Standard(W/O nut)  
 1: 5.00  
 2: 3.00  
 3: 5.20  
 4: 4.80  
 5: 5.60  
 6: 4.00

Screw Type  
 S: Standard(W/O nut)  
 1: 5.00  
 2: 3.00  
 3: 5.20  
 4: 4.80  
 5: 5.60  
 6: 4.00

Contact Plating  
 8: FULL GOLD FLASH  
 8i: SELECTIVE GOLD FLASH  
 6: Full Tin  
 Shell Plating  
 T: FRONT & BACK SHELL Tin  
 N: FRONT SHELL Nickel,  
 BACK SHELL Tin  
 Housing Color  
 B: BLACK  
 W: WHITE  
 U: BLUE

No. OF CONTACTS  
 09:15,25,37,50  
 Connector Type  
 01: MALE  
 02: FEMALE



GENERAL TOLERANCE	ANGLE	TOLERANCE
X: ±0.60	X:	±5°
X: ±0.38	X:	±3°
.XX ±0.25	.XX	±2°

DRAWING TYPE	CUSTOMER
SCALE	1:1 SHEET 1 OF 1
DRAWING NO.	C-DS1033-XXXXXX

Dimension	A±0.2	B±0.2	C±0.3	D
9	17.80	24.99	30.80	16.33
15	26.50	33.32	39.14	24.66
25	40.00	47.04	53.04	38.38
37	56.50	63.50	69.32	54.84



PROJECTION	TITLE
UNITS	mm
SHEET SIZE	A4
SERIES	70XX-XX

D-SUB SOLDER TYPE
-------------------